

OSSIX[®] Volumax

Correction of Multiple Ridge
Deficiencies in a Maxillary Molar Area

Dr. Juan Rumeu, Barcelona, Spain

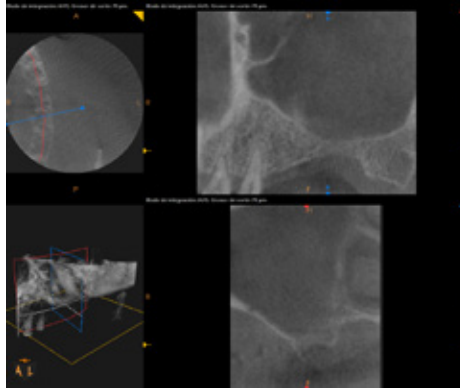
Case background

A 42-year-old female presented with tooth #2.6 and 2.7 missing. Tooth had been extracted 5 years before initial examination and an implant was placed by her dentist and failed leaving a vertical and horizontal ridge defect. A sinus lift with xenograft bone particles in conjunction with a GBR with FBDA graft and a collagen matrix (OSSIX® Volumax Scaffold) was performed to correct horizontal (double layer was used) and vertical alveolar bone deficiency. Seven months later, surgery was performed for implant placement and we could observe the new bone formation buccal and occlusally. The implants were placed by drilling the first 3mm in new bone formed by the OSSIX Volumax collagen matrix/scaffold. Healing was uneventful.

Pre-Op



Clinical photo: Lateral window sinus elevation with vertical and horizontal ridge deficiencies

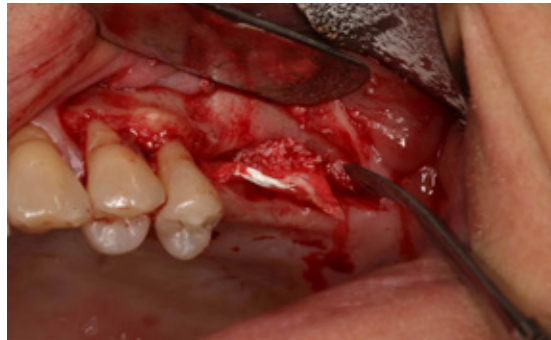


Preoperative CBCT, with vertical and horizontal ridge deficiencies combined with pneumatization of maxillary sinus

Procedure



Sinus augmentation with bovine bone mineral



Vertical bony defect augmented with FBDA + OSSIX Volumax Scaffold



OSSIX Volumax folded over the ridge defect



OSSIX Volumax covering the buccal window and folded over the ridge defect (double OV layers). No graft material used for the horizontal buccal defect

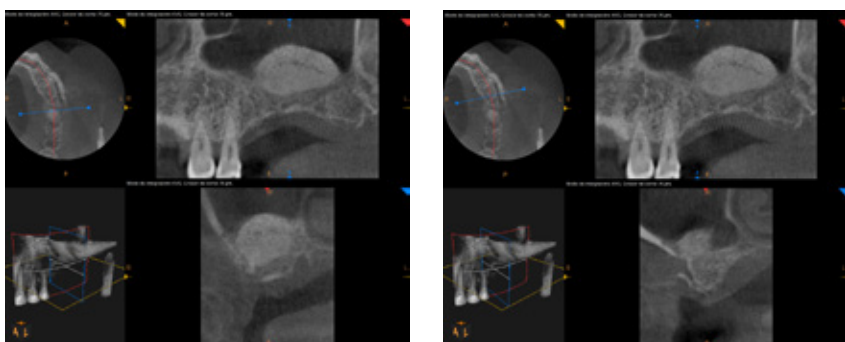
Post-op 10 days



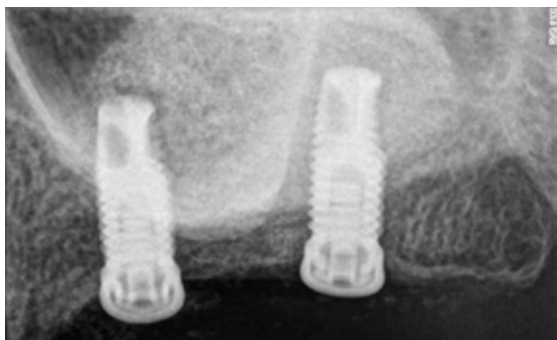
Post-op 10 days healing with primary closure of site

Implant placement – 7 months

7 months CBCT with augmentation of the maxillary sinus, evidence of OSSIX Volumax ossification (arrows)



Clinical and radiographic photos of pre and post implant placement, showing OSSIX Volumax ossification and augmentation of the alveolar ridge



Please refer to OSSIX Volumax IFU for the full information on indications and contraindications.

Correction of Buccal Ridge Deficiency at Implant Second Stage Surgery

OSSIX® Volumax is a thick, cross-linked, ossifying collagen scaffold, which restores lost volume in guided bone regeneration (GBR) and guided tissue regeneration (GTR) procedures.

OSSIX Volumax is available in 4 sizes.

OSSIX Volumax is currently available in the USA, Europe, Argentina, Canada, Chile, Colombia, Dominican Republic, Hong Kong, India, Israel, Korea, Mexico, Thailand and Singapore.

datumdental



www.ossixdental.com